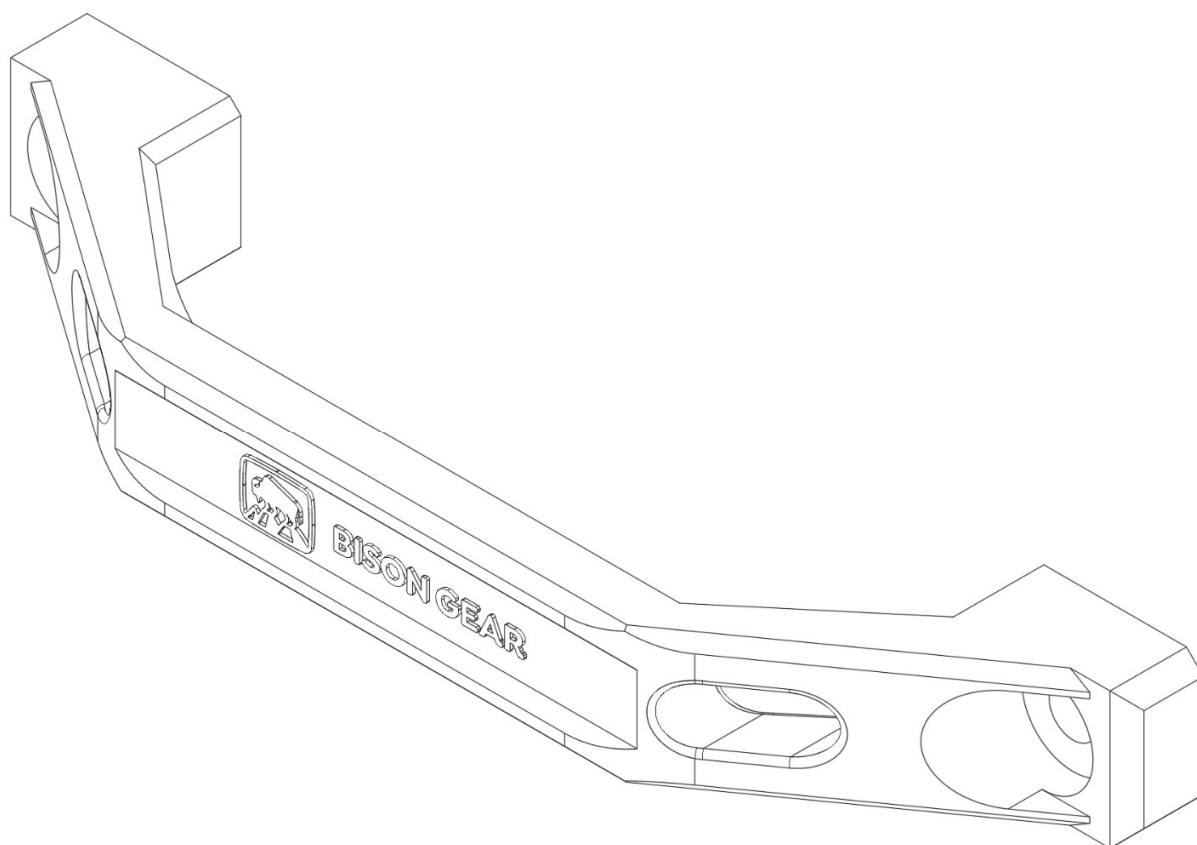





**BISON GEAR**

# ROOF RACK GRAB HANDLE INSTALATION GUIDE

**3350949\_RR-GH-DARK-GRAPHITE; 3350950\_RR-GH-LIGHT-GRAPHITE**



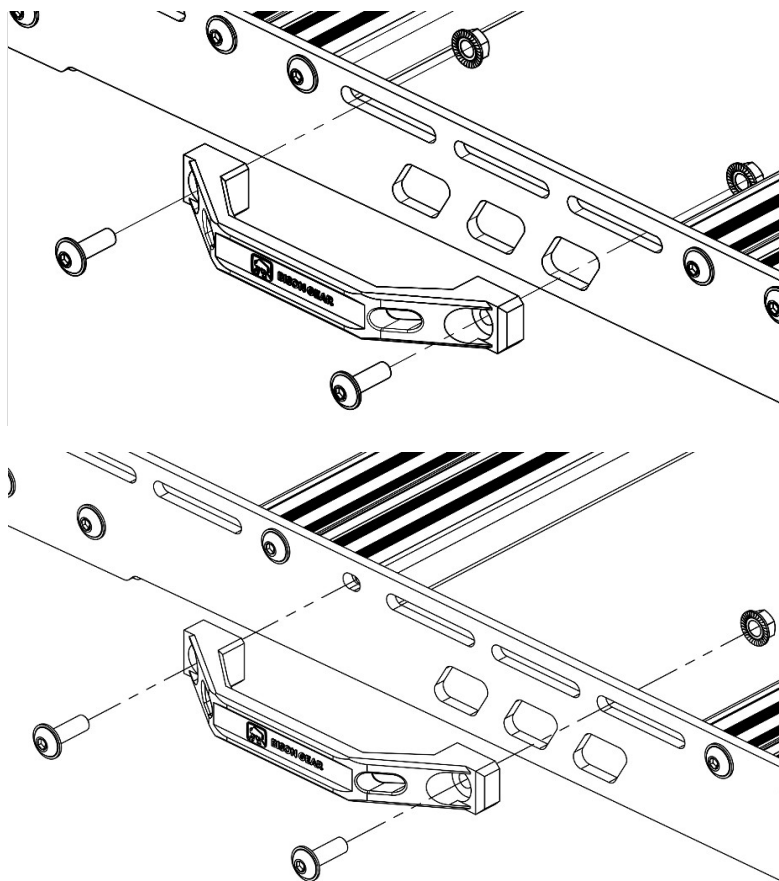
**BISON GEAR**

LP	PART	QTY	IMAGE
1	Grab Handle	2	
2	M6 Adapter	4	
3	M6x25 Flange bolt ISO 7380-2	4	
5	M6 Washer DIN 9021	4	
6	M6 Flange nut DIN 6923	4	
7	M8x25 Flange bolt ISO 7380-2	4	
8	M8 Flange nut DIN 6923	4	



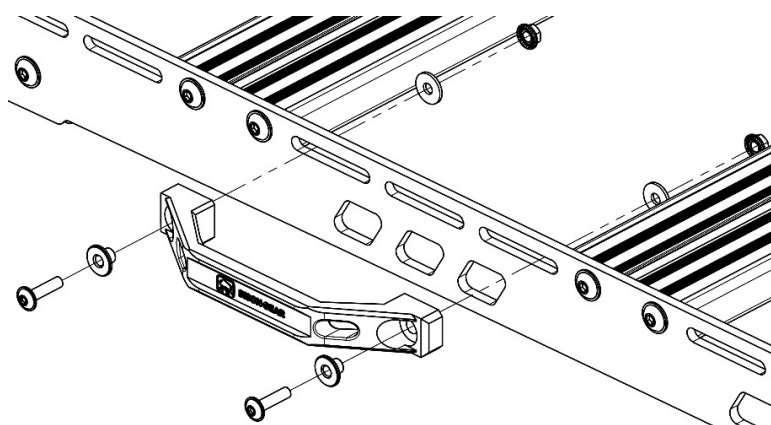
**BISON GEAR**

### **Version A – Bison Gear Roof Racks or other that use M8 bolts**



You can attach the handle anywhere along the railing using 2 **M8x25 Flange bolts** included in the package or you can fix one side of the handle using a bolt that mounts the profile to the railing.

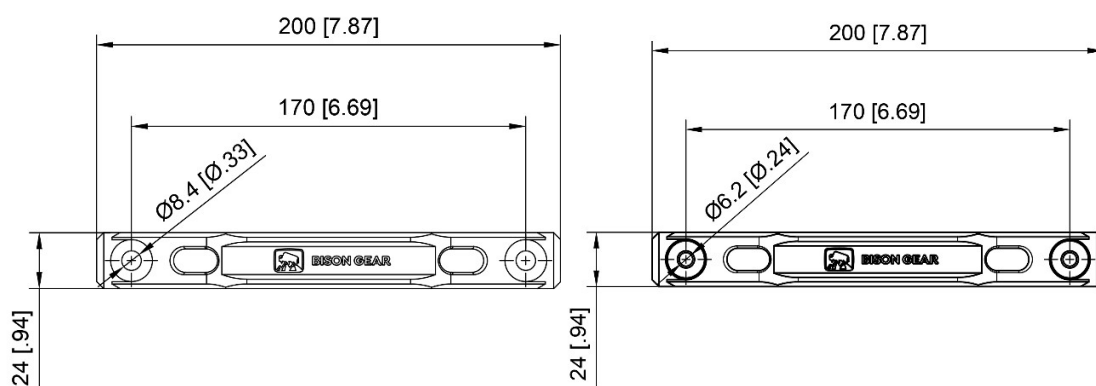
### **Version B – roof racks that use M6 bolts**



Use 2 **M6x25 Flange bolts** included in the set, add the adapters to make the holes in the Grab Handle smaller, on the other side **remember to add the washers** before screwing the nut.



**BISON GEAR**



**Have a great time with the Bison Gear product!**



Email: [contact@bison-gear.com](mailto:contact@bison-gear.com)

Phone: +48 505 642 981