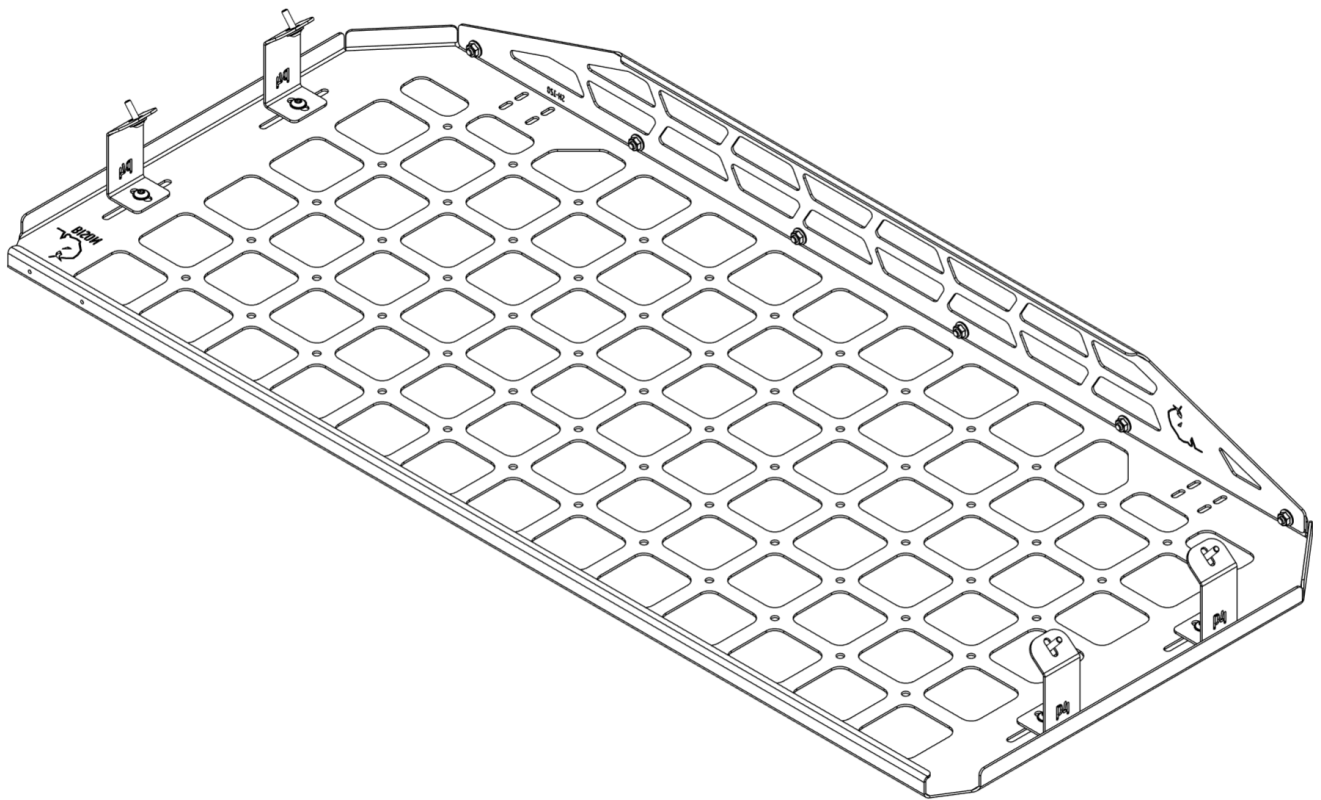




**BISON GEAR**

# Mitsubishi Pajero 4 /Montero 4 Roof Shelf Installation Guide

SH-P4



## Before you start


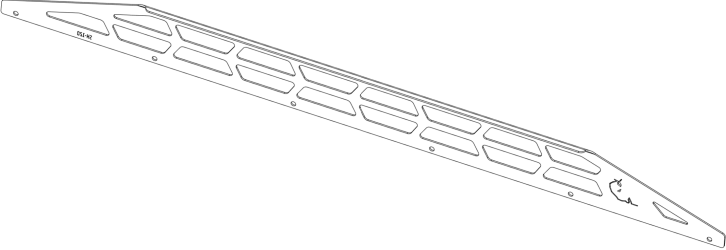

Familiarize yourself with these instructions. The shelf is shipped in one package. Ensure that all listed parts and hardware are present.

Locate a flat surface or floor with a minimum area of **1 x 1.5 meters**. Gather the required tools. The installation will necessitate the assistance of one adult.

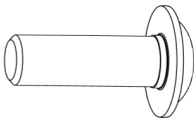
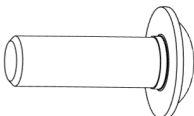
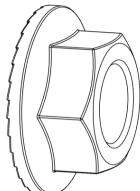
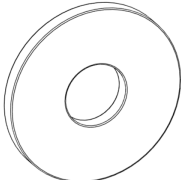


**BISON GEAR**

## Part list

LP	PART	QTY	IMAGE
1	SH-P4 - Shelf	1	
2	SH-P4 Front panel	1	
3	SH-P4 Roof Shelf Bracket	4	



4	Flange bolt M6x12 ISO 7380-2	10	
5	Flange bolt M5x20 ISO 7380-2	4	
6	Flange nut M6 DIN 6923	10	
7	Flat washer M5 DIN 9021	4	

## List of necessary tools<sup>1</sup>:

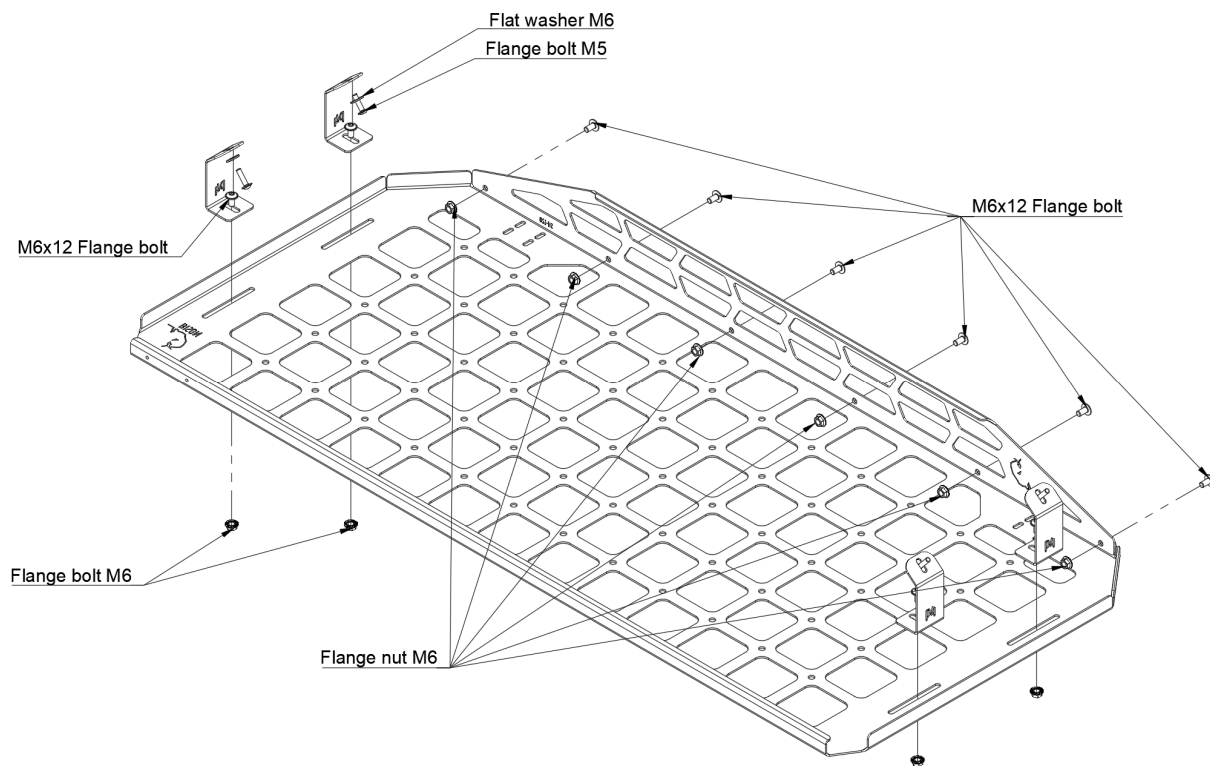
- 3 mm Allen Key (Hex)
- 4 mm Allen Key (Hex)
- 10 mm wrench

<sup>1</sup> The tools **are not** included in the set.



**BISON GEAR**

## Roof Shelf Diagram





**BISON GEAR**

## Installation:

Before you start to work, familiarize with the **Roof Shelf Diagram** on **page 4**. There is an exploded view that shows you how to install the roof shelf. Follow the steps below to install the product correctly:

1. Assemble the **shelf** and **front barrier** together on the ground or other flat space using **M6x12 bolts** and **M6 nuts**.
2. Unscrew **the default under the roof handle** on the left and right side in your car.
3. Pre-screw **the roof shelf brackets** in the place of the default handles.

In the next step you must have assist of **one adult person** who will hold the shelf during the mount.

4. Put the shelf to the car and screw it to the brackets using **M6x12 bolts** and **nuts**.
5. Regulate **the horizontal position** of the shelf and screw **all the bolts**.

Make sure that everything is mounted properly, and all the bolts are tightened. If it everything is correct, your work is done.

**After driving 50km, check all the bolts and re-tighten them if necessary.**



**BISON GEAR**

**Have a great time with the Bison Gear product!**



Email: [contact@bison-gear.com](mailto:contact@bison-gear.com)

Phone: **+48 505 642 981**